


MTB AROUND 2013
Griffen

RESULTLIST

2Stunden - M

#	Bib	Name	Nation	Club	Year	Length	Laps	Time
1	220	Hochmüller Stephan 6:16.5/220 6:43.6/220 6:55.9/220 6:45.9/220 6:51.8/220 7:04.4/220 6:42.2/220 7:05.8/220 7:11.8/220	AUT	Radclub Arbö Griffen	1992	57.6 km	18	2:04:26.4
2	292	Wetzberger Philipp 6:22.5/292 6:36.6/292 6:55.9/292 6:46.0/292 6:53.6/292 7:04.0/292 6:42.1/292 7:06.5/292 7:21.0/292	AUT	RC Friedberg Pinggau	1994	57.6 km	18	2:04:35.2
3	229	Dietrich Rene 6:21.0/229 6:38.6/229 6:56.1/229 6:45.8/229 6:51.7/229 7:03.5/229 6:41.8/229 7:05.9/229 7:21.5/229	AUT	Zweirad Janger Simplon	1984	57.6 km	18	2:04:35.4
4	301	Dietrich Erwin 6:30.0/301 6:57.9/301 6:57.6/301 7:08.7/301 7:03.3/301 7:15.9/301 7:08.6/301 7:01.9/301	AUT	Zweirad Janger Simplon	1961	54.4 km	17	2:00:33.3
5	231	Heiling Manfred 6:24.3/231 6:47.7/231 7:10.2/231 7:09.0/231 7:06.9/231 7:06.4/231 7:16.4/231 7:07.1/231	AUT	WSA greenteam	1971	54.4 km	17	2:00:39.1
6	266	Mayer Norbert 6:44.8/266 6:42.1/266 6:57.1/266 7:08.1/266 7:15.1/266 7:12.4/266 7:12.9/266 7:06.6/266	AUT	grafikeria racing team	1983	54.4 km	17	2:00:39.5
7	218	Schimmel Werner 6:37.2/218 6:51.7/218 6:55.7/218 7:10.2/218 7:13.1/218 7:13.1/218 7:12.0/218 7:07.7/218	AUT	ARBÖ Sparkasse Neunkirchen	1976	54.4 km	17	2:00:41.4
8	304	Hillbrand Martin 6:47.8/304 6:55.9/304 7:03.5/304 7:10.6/304 7:05.1/304 7:23.4/304 7:25.7/304 7:22.4/304	AUT	www.rofa-sport.at	1977	54.4 km	17	2:02:31.3
9	320	Traumüller Eduard 7:00.5/320 7:03.3/320 7:20.7/320 7:27.2/320 7:30.8/320 7:13.5/320 7:32.0/320 7:36.4/320	AUT	RC TRI RUN ARBÖ WEIZ	1965	54.4 km	17	2:05:46.7
10	285	Schellnegger Peter 6:38.3/285 7:07.0/285 7:17.8/285 7:35.7/285 7:31.8/285 7:45.6/285 7:42.4/285 7:55.6/285	AUT	RC-TRI-RUN ARBÖ Weiz	1960	54.4 km	17	2:07:18.1
11	305	Soelkner Manuel 6:47.4/305 6:56.7/305 7:05.8/305 7:38.7/305 7:26.9/305 8:08.9/305 7:37.3/305 7:39.6/305	AUT	SU Tri Styria	1988	54.4 km	17	2:07:34.8
12	290	Wieser Markus 7:08.9/290 7:18.6/290 7:11.7/290 7:28.8/290 7:25.4/290 7:40.2/290 7:57.8/290	AUT	Intersport-Genesis Team	1975	51.2 km	16	2:00:40.4
13	232	Kain Hans Jörg 7:03.8/232 7:12.5/232 7:22.6/232 7:29.8/232 7:23.9/232 7:58.9/232 7:57.0/232	AUT	Bikes4you Bad Goisern	1962	51.2 km	16	2:01:31.7
14	253	Riemer Steffen 6:59.7/253 7:10.5/253 7:25.1/253 7:32.5/253 7:22.6/253 8:08.3/253 8:19.8/253	AUT	Zweirad Janger Simplon	1974	51.2 km	16	2:02:03.2
15	282	Wimler Andreas 7:32.3/282 7:36.2/282 7:34.1/282 7:47.3/282 7:41.1/282 7:35.7/282 7:41.0/282	AUT	Zweirad Janger	1961	51.2 km	16	2:02:17.9
16	205	Pross Matteo 6:45.4/205 6:59.1/205 7:19.3/205 7:37.4/205 7:30.4/205 8:19.6/205 8:36.8/205	AUT	Zweirad Janger Simplon	1996	51.2 km	16	2:02:34.7
17	286	Sallegger Siegfried 7:16.7/286 7:25.4/286 7:26.0/286 7:30.4/286 7:29.5/286 8:06.0/286 7:49.9/286	AUT	USV-ST.Jakob im Walde	1967	51.2 km	16	2:02:36.2
18	288	Jaksch Michael 7:09.5/288 7:17.6/288 7:39.0/288 7:36.4/288 7:31.8/288 8:00.5/288 8:03.8/288	AUT	www.ghostbikers.at	1965	51.2 km	16	2:02:50.4
19	260	Ertl Werner 8:11.3/260 7:15.9/260 7:23.0/260 7:26.9/260 7:42.4/260 7:51.1/260 8:13.0/260	AUT	Team COOX by SIONE	1975	51.2 km	16	2:03:11.4
20	234	Plank Christoph 6:32.3/234 7:14.2/234 7:17.7/234 7:31.2/234 7:36.8/234 8:42.4/234 8:44.5/234	AUT	MTB Club Oberwart	1983	51.2 km	16	2:04:00.6
21	291	zduc maximilian 7:15.6/291 7:18.6/291 7:29.7/291 7:33.6/291 7:36.0/291 8:17.4/291 8:26.3/291	AUT	sportamwörthersee	1962	51.2 km	16	2:04:08.2
22	242	Bauer Christian 8:42.3/242 7:26.1/242 7:26.2/242 7:31.7/242 7:39.4/242 8:04.3/242 7:49.9/242	AUT	Team Kotnik	1981	51.2 km	16	2:04:10.1
23	248	Kaltenbacher Helmut 7:16.2/248 7:24.1/248 7:33.1/248 7:39.2/248 7:42.1/248 8:06.4/248 7:50.5/248	AUT	Nora Racing Team	1973	51.2 km	16	2:04:44.2
24	295	Rettenbacher Thomas 7:27.5/295 7:26.0/295 7:42.6/295 7:46.0/295 7:45.5/295 8:01.5/295 7:51.2/295	AUT	ProLife Bad Ischl	1962	51.2 km	16	2:04:45.8





MTB AROUND 2013
Griffen

RESULTLIST

#	Bib	Name	Nation	Club	Year	Length	Laps	Time
25	239	Szabados Tamas 7:09.9/239 7:18.2/239 7:19.6/239 7:50.3/239 7:30.3/239 8:38.8/239 8:45.5/239	AUT	Bobbys Sport Shop	1963	51.2 km	16	2:04:49.3
26	254	Rosenkranz Daniel 7:01.0/254 7:20.8/254 7:42.6/254 7:34.6/254 7:54.3/254 7:57.4/254 8:10.8/254	AUT	URC Laßnitzhöhe	1996	51.2 km	16	2:04:51.4
27	293	Schink Gerald 8:43.0/293 7:25.9/293 7:26.1/293 7:31.9/293 7:39.3/293 8:07.2/293 8:11.0/293	AUT	SC Knauf Liezen	1975	51.2 km	16	2:05:52.6
28	246	Hacker Günter 7:33.0/246 7:33.5/246 7:39.9/246 7:37.1/246 7:44.9/246 8:04.4/246 8:17.1/246	AUT	Crazy Cross Biker	1975	51.2 km	16	2:07:09.8
29	250	Mocharitsch Thomas 8:00.8/250 7:23.3/250 7:44.0/250 7:53.0/250 7:46.0/250 8:11.5/250 8:27.2/250	AUT	SC MTB Stevens Mirnock	1984	51.2 km	16	2:07:21.4
30	256	Savel Philip 8:00.0/256 7:42.9/256 7:48.9/256 7:55.0/256 7:58.3/256 8:20.1/256 7:53.4/256	AUT	grafikeria racing team	1984	51.2 km	16	2:07:35.8
31	206	Prill Roland 8:35.4/206 7:35.4/206 7:58.1/206 7:41.6/206 7:37.7/206 8:12.6/206 8:09.7/206	AUT	SC Knauf Liezen	1985	51.2 km	16	2:08:00.6
32	221	Pfeifer Alois 7:29.6/221 7:26.2/221 7:44.6/221 7:45.0/221 7:51.7/221 8:15.2/221 8:04.8/221	AUT	ASVÖ Volksbank Birkfeld	1962	51.2 km	16	2:08:01.3
33	316	Eisler Martin 6:59.0/316 7:27.2/316 7:41.4/316 7:54.2/316 8:14.6/316 8:14.0/316 8:12.8/316	AUT	Zweirad Janger Simplon	1993	51.2 km	16	2:08:08.5
34	297	Lichtnegger Christoph 8:10.4/297 7:41.5/297 7:45.5/297 7:30.7/297 7:45.6/297 8:30.3/297 8:19.6/297	AUT	RC ÖAMTC Raika Althofen	1986	51.2 km	16	2:08:11.3
35	251	Peinsteiner Dominik 8:08.8/251 7:42.5/251 7:44.3/251 7:51.5/251 7:58.4/251 8:23.7/251	AUT	grafikeria racing team	1996	48.0 km	15	2:00:05.7
36	252	Pommer Nicolas 6:29.4/252 7:00.1/252 6:55.4/252 7:08.3/252 7:05.3/252 7:45.9/252	AUT	TSV Bike Total Hartberg	1995	48.0 km	15	2:00:12.2
37	296	Fritz Wilfried 8:08.7/296 7:35.9/296 7:42.0/296 7:59.8/296 7:58.3/296 7:55.8/296	AUT	LC Altis Krappfeld	1965	48.0 km	15	2:00:22.7
38	258	Stückler Oliver 7:48.7/258 7:51.2/258 7:48.7/258 7:36.2/258 7:44.6/258 8:15.3/258	AUT	Neunkirchen	1976	48.0 km	15	2:00:48.5
39	209	Veit Jürgen 8:12.6/209 7:40.8/209 7:46.9/209 7:58.6/209 7:35.4/209 8:05.6/209	AUT	Light-Bikes/ Bike.Components.de Racingteam	1984	48.0 km	15	2:01:05.9
40	217	Seper Matthias 7:52.6/217 7:40.6/217 7:58.2/217 8:00.0/217 8:01.4/217 7:54.8/217	AUT	FC Donald St. Ruprecht/R.	1993	48.0 km	15	2:01:14.7
41	265	Manzenreiter Michael 8:46.4/265 7:56.2/265 7:48.5/265 8:09.6/265 8:04.8/265 7:58.1/265	AUT	Schlägl	1977	48.0 km	15	2:01:30.3
42	212	Unterberger Sascha 8:38.0/212 7:33.6/212 7:49.5/212 7:48.9/212 7:58.9/212 8:34.5/212	AUT	SC Knauf Liezen	1985	48.0 km	15	2:03:04.1
43	277	Reinprecht Christian 7:54.1/277 7:55.2/277 7:44.9/277 8:35.1/277 8:02.9/277 8:12.3/277	AUT	IGN Triteam Köflach	1982	48.0 km	15	2:03:53.7
44	302	Mark Philip 8:57.5/302 8:06.7/302 8:10.1/302 8:14.0/302 8:09.7/302 8:37.4/302	AUT	www.radon-bikes.de	1970	48.0 km	15	2:03:58.3
45	257	Stamcar Thomas 8:37.3/257 8:02.7/257 8:17.2/257 8:28.5/257 8:09.8/257 8:20.0/257	AUT	Kronstorf	1982	48.0 km	15	2:03:58.7
46	215	Juwan Christian 8:20.1/215 7:42.5/215 7:41.8/215 8:08.1/215 8:14.2/215 8:10.2/215	AUT	VeloVital Styria MTB Club	1969	48.0 km	15	2:04:01.1
47	321	Tscharf Wilhelm 8:17.5/321 7:47.6/321 7:35.8/321 7:54.4/321 7:45.3/321 9:12.4/321	AUT	SC XTERRIANS Jauntal	1978	48.0 km	15	2:04:25.4
48	315	Krause Robert 7:24.4/315 7:42.9/315 7:43.5/315 8:09.2/315 8:04.5/315 8:46.3/315	AUT		1972	48.0 km	15	2:05:37.7
49	235	Prokop Pierre 8:07.9/235 7:58.6/235 8:03.2/235 8:08.6/235 8:06.4/235 8:51.3/235	AUT	Bikes4you Bad Goisern	1975	48.0 km	15	2:06:27.6






MTB AROUND 2013 Griffen

RESULTLIST

Table with columns: #, Bib, Name, Nation, Club, Year, Length, Laps, Time. Contains 85 rows of race results.





MTB AROUND 2013
Griffen

RESULTLIST

#	Bib	Name	Nation	Club	Year	Length	Laps	Time
86	309	Ortner Clemens 9:43.8/309 12:00.9/309 11:58.9/309 14:25.1/309 12:17.9/309 13:16.6/309 14:23.4/309 14:21.3/309 12:56.3/309 13:06.0/309	AUT		1996	32.0 km	10	2:08:30.7
87	228	Lechner Siegfried 12:39.7/228 13:31.2/228 13:36.7/228 13:06.0/228 14:14.8/228 13:32.9/228 13:09.4/228 12:56.1/228 13:02.6/228 13:06.0/228	AUT	Bike the Bugles Krumbach	1977	32.0 km	10	2:12:55.8
88	245	Götzenbrucker Werner 9:52.9/245 9:13.3/245 9:08.2/245 9:13.4/245 9:29.6/245 9:21.2/245 9:49.6/245 10:01.4/245	AUT	Sport Zauner Eisenerz	1958	25.6 km	8	1:16:10.0
89	281	Zitzenbacher Uwe 12:00.1/281 13:49.0/281 18:13.2/281 17:15.4/281 12:37.3/281 15:46.0/281 12:53.1/281 17:49.8/281	AUT	SBR Team Pöls	1979	25.6 km	8	2:00:24.2
90	311	Oberascher Markus 7:57.6/311 8:29.6/311 8:55.7/311 9:01.3/311 8:46.1/311 8:57.2/311	AUT	TEAM PRO LIFE	1985	19.2 km	6	52:07.6
91	310	Mitterndorfer Andreas 8:22.5/310 9:20.1/310 9:46.7/310 10:38.3/310 10:07.5/310 10:40.2/310	AUT	TEAM PRO LIFE	1994	19.2 km	6	58:55.6
92	294	Pichler Markus 9:04.9/294 8:00.5/294 8:09.6/294 8:24.1/294 8:28.8/294	AUT	kgb.at	1975	16.0 km	5	42:08.0
93	283	Griebler Michael 10:30.7/283 10:48.0/283	AUT	Team IBEXX	1982	6.4 km	2	21:18.8

2Stunden - W

#	Bib	Name	Nation	Club	Year	Length	Laps	Time
1	204	Reiter Karin 8:33.9/204 8:29.2/204 8:44.2/204 8:49.5/204 9:00.6/204 9:08.5/204 9:04.8/204 9:07.2/204 9:05.1/204 9:13.8/204 8:52.7/204 9:02.2/204 8:55.3/204 8:45.0/204	AUT	Bikes4you Bad Goisern	1979	44.8 km	14	2:04:52.7
2	259	Schmidt Elisabeth 9:58.5/259 8:55.6/259 8:37.9/259 8:41.6/259 9:03.5/259 8:56.3/259 9:00.0/259 8:52.0/259 8:40.7/259 8:49.8/259 9:13.8/259 8:50.5/259 8:51.3/259 9:03.5/259	AUT	Radclub Bikespeak	1964	44.8 km	14	2:05:35.7
3	241	Potocnik Hermine 8:51.4/241 9:10.7/241 8:47.8/241 9:01.3/241 8:53.8/241 9:03.8/241 8:59.8/241 8:52.3/241 9:14.6/241 9:05.3/241 9:15.5/241 9:25.0/241 9:15.6/241 9:00.9/241	AUT	Zweirad Janger Simplon	1966	44.8 km	14	2:06:58.4
4	323	Mark Sophia 9:11.4/323 8:37.4/323 8:38.4/323 8:57.9/323 8:58.6/323 9:24.6/323 8:57.6/323 8:44.5/323 9:15.1/323 9:01.1/323 9:08.6/323 9:11.7/323 9:30.7/323 9:20.8/323	AUT		1987	44.8 km	14	2:06:59.1
5	207	Pross Lydia 9:50.1/207 8:48.3/207 9:04.7/207 9:02.8/207 9:10.1/207 9:10.1/207 9:11.5/207 9:22.9/207 9:11.8/207 9:22.3/207 9:28.9/207 9:38.6/207 9:21.2/207	AUT	Zweirad Janger Simplon	1966	41.6 km	13	2:00:43.9
6	223	Pirker Lisa 9:03.1/223 9:25.3/223 9:33.9/223 9:30.0/223 9:15.1/223 9:15.2/223 9:31.9/223 9:34.5/223 9:32.4/223 9:34.5/223 9:41.1/223 9:36.5/223 9:32.0/223	AUT	ALTIS the bike team ÖAMTC ASVÖ	1995	41.6 km	13	2:03:06.0
7	213	Hainfellner Sandra 10:17.2/213 10:06.6/213 10:22.1/213 10:31.2/213 10:35.2/213 10:32.0/213 10:40.4/213 10:34.1/213 10:40.9/213 10:27.0/213 10:54.2/213 11:38.4/213	AUT	WSV-Payerbach	1996	38.4 km	12	2:07:19.7
8	289	Grgic Nikolina 10:17.7/289 10:06.8/289 10:28.9/289 10:38.2/289 10:50.5/289 10:53.5/289 11:13.9/289 11:27.7/289 11:41.3/289 11:31.1/289 11:44.0/289	AUT	Rc Arbö Griffen	1991	35.2 km	11	2:00:54.0
9	272	Hillbrand Stefanie 10:54.8/272 11:04.3/272 11:42.4/272 11:35.1/272 11:41.0/272 11:53.3/272 12:26.3/272 12:23.8/272 12:55.0/272 13:33.1/272	AUT	grafikeria racing team	1992	32.0 km	10	2:00:09.6
10	299	Burgstaller Daniela 9:47.5/299 9:24.4/299	AUT	Bike Team Kaiser	1986	6.4 km	2	19:12.0





MTB AROUND 2013 Griffen

RESULTLIST

Table with columns: #, Bib, Name, Nation, Club, Year, Length, Laps, Time

6Stunden - M

Main table containing race results for 6 hours - M, listing participants like Hofinger Andreas, Islitzer Lukas, Karner Andreas, Hochmüller Christoph, Wakonig Adolf, Pross Erich, Bonimaier Christian, Göblier Christoph, Pribernig Peter, Koller Heinz Peter, Wagner-Schnepf Jürgen, Flech Harald, Neumüller Wolfgang, Gantner Richard, Kondert Rudolf, and Potocnik Peter.






MTB AROUND 2013 Griffen

RESULTLIST

Table with columns: #, Bib, Name, Nation, Club, Year, Length, Laps, Time. Contains race results for various participants including Vogl Helmut, Egger Armin, Zechner Gerwin, etc.





MTB AROUND 2013 Griffen

RESULTLIST

Table with columns: #, Bib, Name, Nation, Club, Year, Length, Laps, Time. Contains results for riders 36-47.


6Stunden - W

Table with columns: #, Bib, Name, Nation, Club, Year, Length, Laps, Time. Contains results for rider 1.

6Stunden - X

Table with columns: #, Bib, Name, Nation, Club, Year, Length, Laps, Time. Contains results for riders 1 and 2.






MTB AROUND 2013
Griffen

RESULTLIST

#	Bib	Name	Nation	Club	Year	Length	Laps	Time				
3	75-C	Styriathanc	AUT	Styriathanc		140.8 km	44	6:00:33.9				
	75-A	Wriesnik Markus	AUT	Styriathanc	1981	48.0 km	15					
	75-B	Schleiss Christian	AUT	Styriathanc	1969	48.0 km	15					
	75-C	Neurelk Christoph	AUT	Styriathanc	1968	44.8 km	14					
	7:41.6/675-A	8:01.8/675-A	8:33.3/675-B	8:25.4/675-B	7:53.1/675-C	8:11.9/675-C	8:05.4/675-A	8:05.4/675-A	8:33.4/675-B	8:09.6/675-B	7:57.7/675-C	8:03.7/675-C
	8:19.0/675-A	8:14.4/675-A	8:36.0/675-B	8:10.4/675-B	8:03.4/675-C	7:54.3/675-C	8:18.1/675-A	8:00.2/675-A	8:12.7/675-B	7:50.5/675-B	8:13.1/675-C	8:09.8/675-C
	7:56.6/675-A	8:05.9/675-A	8:23.8/675-B	7:52.7/675-B	8:17.3/675-C	8:20.3/675-C	8:10.3/675-A	7:53.2/675-A	8:23.3/675-B	8:06.4/675-B	8:23.3/675-C	8:17.2/675-C
	8:25.3/675-A	8:09.8/675-A	8:17.2/675-B	8:12.3/675-B	8:26.1/675-C	8:14.6/675-C	8:25.7/675-A	8:26.3/675-B				
4	71-C	CCL Team 1		CCL Team 1		137.6 km	43	6:00:59.1				
	71-A	Ferrari Francesco	ITA	CCL Team 1	1963	51.2 km	16					
	71-B	Stadler Michael	AUT	CCL Team 1	1979	44.8 km	14					
	71-C	Werzi Alfred	AUT	CCL Team 1	1968	41.6 km	13					
	7:40.9/671-A	7:49.2/671-A	8:25.6/671-B	8:39.3/671-B	8:57.6/671-C	9:33.1/671-C	7:55.4/671-A	7:45.4/671-A	8:13.4/671-B	8:17.4/671-B	8:41.3/671-C	8:48.5/671-C
	7:59.1/671-A	7:47.1/671-A	7:53.6/671-B	8:17.2/671-B	8:40.2/671-C	8:50.1/671-C	7:59.4/671-A	7:34.6/671-A	8:12.6/671-B	8:16.0/671-B	8:37.0/671-C	8:44.8/671-C
	8:25.0/671-A	7:53.4/671-A	8:25.6/671-B	8:11.3/671-B	9:01.3/671-C	9:05.9/671-C	8:11.2/671-A	7:56.9/671-A	8:20.4/671-B	8:31.2/671-B	9:15.3/671-C	9:30.4/671-C
	8:15.3/671-A	7:58.5/671-A	8:20.3/671-B	9:15.5/671-C	8:16.5/671-A	8:05.1/671-A	8:19.1/671-B					
5	74-C	CCL Team 3	AUT	CCL Team 3		134.4 km	42	6:00:01.6				
	74-A	Falke Charly	AUT	CCL Team 3	1975	48.0 km	15					
	74-B	Stanje Bernhard	AUT	CCL Team 3	1988	44.8 km	14					
	74-C	Plösch Armin	AUT	CCL Team 3	1978	41.6 km	13					
	7:54.0/674-A	8:27.6/674-A	8:44.8/674-B	8:30.3/674-B	9:08.7/674-C	9:13.8/674-C	8:18.1/674-A	8:20.3/674-A	7:48.5/674-B	8:03.2/674-B	9:07.0/674-C	9:11.9/674-C
	8:32.7/674-A	8:21.5/674-A	8:01.7/674-B	7:56.8/674-B	9:13.3/674-C	9:08.8/674-C	8:21.2/674-A	8:26.4/674-A	7:57.4/674-B	7:50.3/674-B	9:12.1/674-C	9:03.9/674-C
	8:20.2/674-A	8:23.6/674-A	8:00.6/674-B	7:58.1/674-B	9:36.9/674-C	9:30.9/674-C	8:21.6/674-A	8:32.8/674-A	8:06.3/674-B	8:02.5/674-B	10:15.6/674-C	9:47.0/674-C
	8:11.3/674-A	8:21.6/674-A	8:04.5/674-B	8:10.6/674-B	9:05.3/674-C	8:15.6/674-A						
6	76-C	RC-Lading 2	AUT	RC-Lading 2		134.4 km	42	6:05:52.7				
	76-A	Rass Gilbert	AUT	RC-Lading 2	1958	44.8 km	14					
	76-B	Grundnig Georg	AUT	RC-Lading 2	1960	44.8 km	14					
	76-C	Grundnig Patrick	AUT	RC-Lading 2	1981	44.8 km	14					
	8:23.1/676-A	8:47.2/676-A	8:48.4/676-B	8:55.5/676-B	8:04.7/676-C	8:05.1/676-C	8:52.3/676-A	8:31.9/676-A	8:57.0/676-B	8:54.4/676-B	8:12.8/676-C	8:03.9/676-C
	8:44.6/676-A	8:38.3/676-A	9:03.7/676-B	8:51.0/676-B	7:52.2/676-C	8:11.5/676-C	8:48.7/676-A	8:41.4/676-A	9:12.9/676-B	8:55.9/676-B	8:19.9/676-C	8:00.1/676-C
	9:03.3/676-A	9:17.7/676-A	9:15.1/676-B	9:00.7/676-B	8:27.9/676-C	8:28.6/676-C	8:41.7/676-A	8:45.5/676-A	9:12.2/676-B	9:02.3/676-B	8:41.4/676-C	8:20.0/676-C
	8:57.1/676-A	9:09.1/676-A	9:05.6/676-B	9:17.2/676-B	8:34.8/676-C	8:34.1/676-C						
7	72-C	CCL Team 2		CCL Team 2		124.8 km	39	6:05:40.2				
	72-B	Umek Thorsten	AUT	CCL Team 2	1978	41.6 km	13					
	72-A	Ehrmann Werner	GER	CCL Team 2	1956	41.6 km	13					
	72-C	Ploesch Wolfgang	AUT	CCL Team 2	1973	41.6 km	13					
	9:32.4/672-A	9:40.6/672-A	8:14.7/672-B	9:10.2/672-B	9:31.9/672-C	10:07.9/672-C	9:26.2/672-A	9:30.5/672-A	8:37.3/672-B	8:10.9/672-B	9:52.4/672-C	9:38.4/672-C
	9:55.4/672-A	9:37.5/672-A	8:30.0/672-B	8:43.2/672-B	9:49.9/672-C	10:02.1/672-C	9:34.2/672-A	9:30.5/672-A	8:34.4/672-B	8:29.4/672-B	9:51.1/672-C	9:40.1/672-C
	10:50.9/672-A	10:00.6/672-A	8:43.3/672-B	8:26.2/672-B	9:56.3/672-C	9:42.1/672-C	9:57.9/672-A	9:42.8/672-A	8:38.9/672-B	8:04.6/672-B	9:51.6/672-C	9:38.9/672-C
	9:41.9/672-A	8:35.5/672-B	9:55.6/672-C									
8	73-C	Koschu Transporte	AUT	Koschu Transporte		118.4 km	37	6:06:07.6				
	73-A	Koschu Andreas	AUT	Koschu Transporte	1976	44.8 km	14					
	73-B	Blaschitz Thomas	AUT	Koschu Transporte	1986	32.0 km	10					
	73-C	Kraeuter Michael	AUT	Koschu Transporte	1983	41.6 km	13					
	8:35.9/673-A	9:12.1/673-A	10:57.2/673-B	11:54.0/673-B	8:46.7/673-C	9:32.4/673-C	8:53.3/673-A	9:14.8/673-A	10:41.0/673-B	11:29.0/673-B	9:20.3/673-C	9:56.2/673-C
	8:50.3/673-A	9:04.8/673-A	11:04.3/673-B	11:48.4/673-B	9:11.6/673-C	9:34.1/673-C	8:58.5/673-A	9:07.6/673-A	11:22.9/673-B	9:36.4/673-C	9:24.5/673-C	9:19.2/673-A
	9:19.7/673-A	11:00.8/673-B	9:25.3/673-C	9:54.3/673-C	9:40.2/673-A	9:42.2/673-A	10:59.7/673-B	9:40.4/673-C	9:52.7/673-C	9:51.5/673-A	10:01.1/673-A	11:01.0/673-B
	9:41.6/673-C											





MTB AROUND 2013 Griffen

RESULTLIST

Table with columns: #, Bib, Name, Nation, Club, Year, Length, Laps, Time

12Stunden - I

Main table for 12Stunden - I, listing participants and their times across various categories.

12Stunden - M

Main table for 12Stunden - M, listing participants and their times across various categories.





MTB AROUND 2013 Griffen

RESULTLIST

Table with columns: #, Bib, Name, Nation, Club, Year, Length, Laps, Time. Contains race results for various participants including Schwald Thomas, Walcher Thomas, Kincel Gert, Wurdaack Walter, Drach Günter, Picej Jürgen, Aigner Herbert, Kreuz Christoph, Gallowitsch Albert, Guggenberger Franz, Zanon Michael, and Roch Peter.





MTB AROUND 2013 Griffen

RESULTLIST

Table with columns: #, Bib, Name, Nation, Club, Year, Length, Laps, Time. Rows include Neibersch Kurt and Stöttinger Jan.

12Stunden - W

Table with columns: #, Bib, Name, Nation, Club, Year, Length, Laps, Time. Rows include Malej Michaela and Kulterer Jasmin.

12Stunden - X

Table with columns: #, Bib, Name, Nation, Club, Year, Length, Laps, Time. Rows include Bike-Team-Borbet, Team Epic Hervis Unterwart, and Styrinthians.

